



KODIAK

BY PALADIN

Quality Farm Attachments you'll be proud to own.



PALADIN
POWERFUL ATTACHMENT TOOLS



KODIAK



EQUIPMENT	PG
Standard Duty Cutters	3
Medium Duty Cutters	4
Heavy Duty Cutters	5
Heavy Duty 8' Cutters	6
Heavy Duty 10' Cutters	7
Heavy Duty Cutters - Pull	8
Heavy Duty Roundback Cutters	9
Super Duty Roundback Cutters	10
Finish Mower	11
Rotary Tillers (Gear Driven)	12
Subcompact Tiller	13
Plant Master	14, 15
15' Ol'Grizz Flexwing	16, 17
Grapple, Standard & Heavy Duty	18
Bucket Grapple, Tree Boom	19
Rock Buckets	20
Spears, Pallet Fork, Bale Fork	21
Skidsteer / 3 pt Box Scraper	22
Land Leveler	23
Box Scrapers	24
Blades	25
Core Plug Aerators	26
Soil Compactors, Potato Plow, Boom Pole	27
Spears, Pallet Fork, Bale Fork	28
Rakes	29
Hitches, Trailer Movers	30
Spreaders	31

KODIAK

Since 1996, Kodiak Mfg., has been manufacturing quality agricultural attachments at a fair price. From boom poles to soil compactors, Kodiak knows how to design products that work as hard as the people who use them. Based in Ooltewah, Tenn., since 2015, the Kodiak promise is to always provide prompt personal service to all of our customers. When you purchase a Kodiak attachment, you can take pride in knowing it was built in the U.S. by Americans with high standards and a desire to build you the best piece of equipment possible.

WE PROMISE PERSONAL, PROMPT, AND QUALITY SERVICE

95% OF PARTS ARE SHIPPED THE SAME DAY IF ORDERED BEFORE 2 PM

FIVE YEAR LIMITED WARRANTY ON GEARBOXES

HD CHANNEL SIDEWALLS ON ALL CUTTERS WITH SOLID WELDS FOR APPEARANCE AND STRENGTH

REPLACEABLE SKID SHOES FOR 5' STANDARD CUTTERS AND UP

PRIMER COATINGS WITH HIGH QUALITY PAINT

EASY ASSEMBLY...THREE BOLTS ON MOST CUTTERS, AND YOU'RE DONE

INNOVATIVE FLEX HITCH FOR MAXIMUM TRAVEL AND FLEXIBILITY

GEARBOXES FILLED FROM FACTORY

DESIGNED TO LAST AND BUILT
TO PERFORM FOR YEARS OF SERVICE

6'

5'

4'

40"



STANDARD DUTY CUTTER

LIFT TYPE

Standard duty rotary cutters are built with the same quality construction and dependability as our medium & heavy duty series models. The SD series cutters are ideal for low acreage properties or pasture maintenance. With a cutting capacity of 1 1/2", this cutter can handle light brush or stubborn over-grown weeds. These cutters are designed for use with compact or utility tractors, up to 40 PTO HP.

SPECIFICATIONS	
Top Link	Floating
Type Hitch	CAT I
Cutting Capacity	1 1/2" Material
Deck Thickness	11 GA Steel
Side Bands	HD 7" Channel
PTO Drive Shaft	Series 4
Slip Clutch	Optional
Stump Jumper	Pan Stump Jumper
Gear Boxes	40 HP
Wheels	Laminated
Hub	Regreaseable
Front Chain Guard	UPON REQUEST
Rear Chain Guard	
Weight 40"	390 lbs.
Weight 4'	436 lbs.
Weight 5'	510 lbs.
Weight 6'	645 lbs.
Pull Type	Optional

Specifications are subject to change without notice.



Replaceable
Skid Shoes

7" HD Side
Channels

WARNING
KODIAK recommends that all customers purchase front and rear safety chain shielding in all applications to prevent injury or death.

6'

5'

MEDIUM DUTY CUTTER

LIFT TYPE

ENGINEERED FOR PERFORMANCE AND BUILT FOR YEARS OF DEPENDABLE OPERATION

The medium duty series rotary cutter offers many features usually found on most competitors heavy models. The MD series will provide years of powerful cutting performance in applications of pasture grass, weeds & light brush maintenance up to 2". Regardless if you are a farmer, rancher or a serious weekender, this cutter can get the job done. The MD series is available in widths of 5' & 6' and are compatible with CAT1 tractors up to 60 PTO HP.

SPECIFICATIONS

Top Link	Floating
Type Hitch	CAT I
Cutting Capacity	2" Material
Deck Thickness	11 GA Steel
Side Bands	HD 7" Channel
PTO Drive Shaft	Series 4
Slip Clutch	Optional
Stump Jumper	5/8" Solid Stump Jumper
Gear Boxes	90 HP
Wheels	Laminated
Hub	Regreaseable
Front Chain Guard	UPON REQUEST
Rear Chain Guard	
Weight 5'	615 lbs.
Weight 6'	755 lbs.
Pull Type	Optional
Skid Shoes	Replaceable
Quick Hitch	Compatible

Specifications are subject to change without notice.



WARNING
KODIAK recommends that all customers purchase front and rear safety chain shielding in all applications to prevent injury or death.

HEAVY DUTY CUTTING POWER FOR TOUGH APPLICATIONS. IT GETS THE JOB DONE!

6'

5'

7'



HEAVY DUTY CUTTER

LIFT TYPE

The heavy duty series, which include the 5', 6' & 7' rotary cutters, are engineered to perform in tough conditions. Regardless if your application is general property maintenance, mowing pastures or reclaiming over grown land. This unit is designed with a brush cutting capacity up to 3", which allows the HD series to meet the needs of a serious weekender or a professional operator. These cutters are designed for use with tractors from 40 HP, up to 90 HP.

SPECIFICATIONS

Top Link	Floating
Type Hitch	CAT I or CAT II
Cutting Capacity	3" Material
Deck Thickness	3/16" or 7 GA Steel
Side Bands	HD 8" Channel
PTO Drive Shaft	Series 6 w/Slip Clutch
Slip Clutch	Optional
Stump Jumper 5',6'	5/8" Solid Stump Jumper
Stump Jumper 7'	3/4" Solid Stump Jumper
Gear Boxes	90 HP
Wheels	Laminated Dual Tailwheels - 6'&7' models
Hub	Bearings
Front Chain Guard	UPON REQUEST
Rear Chain Guard	
Weight 5'	875 lbs.
Weight 6'	1205 lbs.
Weight 7'	1375 lbs.
Pull Type	Optional

Specifications are subject to change without notice.



HEAVY DUTY CUTTER

LIFT TYPE

**THE 8' HEAVY DUTY CUTTER GETS YOUR
TOUGHEST JOBS DONE EASILY IN LESS TIME.**

The heavy duty 8' & 10' rotary cutters are available in both 3-point lift or pull type configurations. If you have acres to cut and a tractor from 40 -100 HP, this series cutter is designed for your needs. It's unique to find a cutter that can be used to maintain large acreages with a lower HP tractor.

SPECIFICATIONS

Cutting Width	93"
Transport Width	98"
Type Hitch	CAT I or CAT II
Cutting Height	2" to 10"
Cutting Capacity	3" dia. material
Deck Thickness	10 GA Steel
Side Bands	HD 8" Channel
Recomm. Min. HP	42 HP
PTO Drive Shaft	Series 5 w/slip clutch
Center Drive Shaft	Shock Coupler Protected
Stump Jumper	5/8" thick, round
Gear Box	100 HP center box
Gear Boxes	2- 90 HP outboard
Wheels	Laminated Dual Tailwheels
Hub	Bearing
Front/Rear Chain Guard	Std w/ dealer deduct option
Weight	1250 lbs.

Specifications are subject to change without notice.



WARNING
KODIAK recommends that all customers purchase front and rear safety chain shielding in all applications to prevent injury or death.



5200 SERIES: EXTRA HEAVY DUTY CONSTRUCTION WITH MASSIVE CUTTING POWER

10'

HEAVY DUTY CUTTER

LIFT TYPE

The heavy duty 8' & 10' rotary cutters are available in both 3-point lift or pull type configurations. If you have acres to cut and a tractor from 40 -100 HP, this series cutter is designed for your needs. It's unique to find a cutter that can be used to maintain large acreages with a lower HP tractor.

SPECIFICATIONS

Cutting Width	116"
Transport Width	122"
Type Hitch	CAT I or CAT II
Cutting Height	2" to 10"
Cutting Capacity	3" dia. material
Deck Thickness	3/16" or 7 GA Steel
Side Bands	HD 8" Channel
Recomm. Min. HP	52 HP
PTO Drive Shaft	Series 5 w/slip clutch
Center Drive Shaft	Shock Coupler Protected
Stump Jumper	5/8" thick, round
Gear Box	100 HP center box
Gear Boxes	2- 90 HP outboard
Wheels	Laminated
Hub	Ball Bearing
Front/Rear Chain Guard	Std w/ dealer deduct option
Weight	1480 lbs.
Quick Hitch	Compatible
Skid Shoes	Replaceable

Specifications are subject to change without notice.



10' **8'**

HEAVY DUTY CUTTER

PULL TYPE

5200 SERIES: PULL-TYPE CUTTERS

The heavy duty 8' & 10' rotary cutters are available in both 3-point lift or pull type configurations. If you have acres to cut and a tractor from 40 -100 HP, this series cutter is designed for your needs. It's unique to find a cutter that can be used to maintain large acreages with a lower HP tractor.

8 ft.	SPECIFICATIONS	10 ft.
93"	Cutting Width	116"
98"	Transport Width	122"
Center Pull Self Leveling	Type Hitch	Center Pull Self Leveling
2" to 12"	Cutting Height	2" to 12"
3" dia. material	Cutting Capacity	3" dia. material
10 GA Steel	Deck Thickness	3/16" or 7 GA Steel
HD 8" Channel	Side Bands	HD 8" Channel
Fold up - removable	Tongue Jack	Fold up - removable
36 HP	Recomm. Min. HP	42 HP
3x8 with hose	Hydraulic Cylinder	3x8 with hose
Constant Velocity w/slip	PTO	Constant Velocity w/slip
Shock Coupler Protected	Center Drive Shaft	Shock Coupler Protected
5/8" thick, round	Stump Jumper	5/8" thick, round
100 HP center box	Gear Box	100 HP center box
2- 90 HP outboard	Gear Boxes	2- 90 HP outboard
21" Laminated	Tail Wheels	21" Laminated
Ball Bearing	Spindle Hubs	Ball Bearing
Std w/ dealer deduct option	Front/Rear Chain Guard	Std w/ dealer deduct option
1410 lbs.	Weight	1790 lbs.
Replaceable	Skid Shoes	Replaceable

Specifications are subject to change without notice.



WARNING
KODIAK recommends that all customers purchase front and rear safety chain shielding in all applications to prevent injury or death.

VERSATILE, PROFESSIONAL PERFORMANCE
 THAT MAKES YOUR CUTTING JOB EASY

6'

5'



M-HEAVY DUTY CUTTER

ROUNDBACK

The M-Heavy (medium/heavy) 5' & 6' rotary cutter is a hybrid of sorts. This series cutter offers the best of both weight classes. With the sleek, round-back deck design, 90 HP gearbox and a cutting capacity of 2 1/2", it makes this cutter ideal for a variety of applications.

SPECIFICATIONS	
Type Hitch	CAT I
Cutting Height	2" to 10"
Cutting Capacity	2 1/2"
Deck Thickness	10 GA Steel
Side Bands	3/16" Channel
PTO Drive Shaft	Series 5 w/slip & 540 RPM
Slip Clutch	Optional
Stump Jumper	5/8" thick, round
Gear Boxes	90 HP
Wheels	Laminated
Hub	Regreasable
Front/Rear Chain Guard	Std w/ dealer deduct option
Weight- 5' slip clutch	655 lbs.
Weight- 6' slip clutch	815 lbs.
Quick Hitch	Compatible
Skid Shoes	Replaceable

Specifications are subject to change without notice.



6'

7'

SUPER DUTY CUTTER

ROUNDBACK

BUILT FOR YOUR TOUGHEST JOB

The Super-Duty 6' & 7' roundback rotary cutters live up to their name. With a 4' cutting capacity, a 180 HP gearbox & a series 6 slip clutch PTO, this unit is a cutting BEAST. If the application requires heavy cutting, this unit will meet your needs.

SPECIFICATIONS	
Type Hitch	CAT I or CAT II
Cutting Height	2" to 10"
Cutting Capacity	4"
Deck Thickness	3/16"
Side Bands	1/4" Channel
PTO Drive Shaft	Series 6 w/slip & 540 RPM
Slip Clutch	Standard
Stump Jumper - 6'	5/8" thick, round
Stump Jumper - 7'	3/4" thick, oblong
Gear Boxes	180 HP
Wheels	Dual Laminated
Hub	Tapered Roller Bearing
Front/Rear Chain	Std w/ dealer deduct option
Guard	1255 lbs.
Weight- 6'	1420 lbs.
Weight- 7'	Compatible
Quick Hitch	Replaceable



WARNING
KODIAK recommends that all customers purchase front and rear safety chain shielding in all applications to prevent injury or death.

KODIAK IMPLEMENTS

FINISH MOWER

A PERFECT FINISH

The KFM series rear discharge finishing mowers are designed for mowing lawn grass. This series is available in widths of 4', 5', 6' and 7', compatible with tractors, ranging from 14-50 HP. This unit enables a homeowner to maintain a large, well manicured lawn without a large investment in equipment.

WIDTH	4'	5'	6'	7'
Recommended PTO HP	14-23	23-32	32-40	35-50
Number of Blades	3	3	3	6
Number of Belts	2	2	2	2
Weight	420	440	500	600



ROTARY TILLER

GEAR DRIVEN

ENGINEERED FOR PERFORMANCE AND BUILT FOR YEARS OF DEPENDABLE OPERATION

The gear-driven rotary tillers are available in widths of 4', 5' & 6' and are designed to fit tractors from 20-50 HP. These units are built 6 tines per flange, which allows each tine to take a smaller bite of soil in turn, requiring less horsepower to operate. This rugged tiller will meet the needs of a private land owner to a commercial operator. A slip clutch PTO comes standard on these units, The heavy duty gear drive is designed to provide years of dependable performance with minimal maintenance required.



Width	4'	5'	6'
Heavy Duty Cast Iron Gear Box	Standard	Standard	Standard
Slip Clutch	Standard	Standard	Standard
Cat 1 Quick Hitch	Standard	Standard	Standard
Parking Stand	Standard	Standard	Standard
Number of Tines Per Flange	6	6	6
Number of Flanges	6	7	9
Total Number of Tines	36	42	54
Long Life Hard Carbon Steel Tines	Standard	Standard	Standard
Replaceable Skid Shoes	Standard	Standard	Standard
Approximate Ship Weight	600 LBS	690 LBS	780 LBS
Recommended PTO HP	20-35	25-40	35-50
Quick Hitch Compatible	Yes	Yes	Yes

Specifications are subject to change without notice.



Rugged
Gear Drive
Transmission



KODIAK IMPLEMENTS

SUBCOMPACT TILLER

The 52" subcompact rotary tiller is a must for any gardner or landscaper who owns a subcompact tractor. This unit oofers many features found on larger units, such as replaceable skid shoes and a slip clutch PTO. The 52" cutting width makes it compatible with most 20-25 HP CAT I tractors. This tiller is ideal for use behind today's subcompact tractors equipped with the wider industrial tires.

SPECIFICATIONS

SPECIFICATIONS	
Width	52'
Drive System	Chain
Parking Stand	Standard
Number of Tines per Flange	4
Number of Flanges	6
Long Life carbon Tines	Standard
Replaceable Skid Shoes	Standard
Approximate Ship Weight	326
Recommend PTO HP	20-25
Offset	Manual



SKID STEER MOUNTED IMPLEMENTS

STANDARD DUTY GRAPPLE



The single grapple has a 5' bucket and the double grapple has a 6' bucket. Grapples can be used for many jobs. Such jobs would be storm damage removal, moving logs, moving large rocks or concrete stones and much more.



SPECIFICATIONS	
Overall width (ft)	5'
Inside depth (in)	24"
Overall height (in)	25.5"
Grapple opening (in)	41"
Upper grapple width (in)	25 1/4"
Number of tines	7
Tine spacing (in)	10"
Cylinder pressure rating (psi/bar)	2500/172
Integral mounting system	"Universal" skid steer
Weight (lb)	450 lb
Horsepower range	20-50

- Designed for use on tractor front loaders (and skid steers) utilizing the "universal" skid steer attaching system
- Ideal for raking, piling, and loading brush and other hard to handle materials
- Greaseable pivot points on upper grapple for long life service
- Great visibility for superior control in dense areas and easy access to skid steer seat
- Fully enclosed grapple provides protection from material damaging hydraulic cylinder
- Aggressive carbon teeth
- HD tubing frame
- Single 2x6 cylinder
- No hoses included (single)
- Be sure tractor/skid steer is properly counterbalanced

SPECIFICATIONS	
Overall width (ft)	6'
Inside depth (in)	24"
Overall height (in)	25.5"
Grapple opening (in)	41"
Upper grapple width (in)	16" (2)
Number of tines	9
Tine spacing (in)	9"
Cylinder pressure rating (psi/bar)	2500/172
Integral mounting system	"Universal" skid steer
Weight (lb)	650 lb
Horsepower range	40-110

Heavy Duty includes all of the above features as the Standard Duty, plus :

- Hoses from cylinders to tee included (double)
- Dual 2x6 cylinders

SKID STEER MOUNTED IMPLEMENTS



BUCKET GRAPPLE ADD-ON

This bucket add-on allows the conversion of most 49"-84" front loader buckets into a grapple. (The add-on kit requires 2 holes to be drilled in each ed of the bucket).

- Ideal for raking, piling, and loading brush and other hard to handle materials
- Greaseable pivot points on upper grapple for long life service
- Fully enclosed grapple provides protection from material damaging hydraulic cylinder
- Aggressive carbon teeth
- HD tubing frame
- Single 2 x 6 cylinder
- No hoses included (single)
- Be sure tractor / skid steer is properly

SPECIFICATIONS	
HITCH	UNIVERSAL SKID ATTACH
CAPACITY	1500LB MAX (DEPENDING ON LOADER CAPACITY)
FRAME	3" X 3" 1/4" HEAVY DUTY TUBING
BOOM LENGTH	84"



TREE BOOM

The skid steer/quick attach tree boom attachments can convert a front loader, or skid steer, into a tree boom loader. This unit has a 1,500# lifting capacity (depending on loader capacity), which has a multitude of uses around the farm or construction site.

SPECIFICATIONS	
Grapple opening (in)	41"
Upper Grapple width (in)	25 1/4"
Cylinder Pressure rating (psi/bar)	2500/172
Integral Mounting System	"Universal" skid steer
Weight (lb)	210LB
Horsepower range	20-50
Bucket Width	49" t o 84"

SKID STEER MOUNTED IMPLEMENTS



SINGLE AND DOUBLE BALE SPEAR



Skid steer/quick attach front single and double bale spears are designed to fit quick attach loaders and skid steer loaders. These units have a capacity of 2,500# on the single spear and 3,500# on the double spear. With today's heavy bales, either of these well built spears are a must for any round bale operation.

SPECIFICATIONS	
Capacity	4000 lbs
Frame construction	Welded Steel
Mounting	"Universal" skid steer
Fork spacing	5" to 40"
Fork carrier	Notched rail
Forks, solid tine	1 7/8" x 4" w/latch
Usable fork length	48"
Weight	365 lbs

PALLET FORKS

Skid steer/quick attach pallet forks are designed to fit universal, quick attach front end loaders and skid steer loaders. This sturdy pallet fork boasts 4,000# lifting capacity with fully adjustable 48" tines. The steel headstock rack is slotted for improved visibility. This attachment will enable one to get the most return for your loader investment.

SPECIFICATIONS		
	Single	Double
Overall depth	48 1/2"	48 1/2"
Overall height	19 1/2"	19 1/2"
Overall width	45 1/2"	45 1/2"
Spear size	Ø 1.78	Ø 1.78(2)
Usable spear length	42 1/2"	42 1/2" (2)
Weight	165lbs	195lbs
Max spear capacity	2500 lbs @23 1/4"	3500 lbs @23 1/4"
Integral mounting system	"Universal" skid steer	"Universal" skid steer



FARM IMPLEMENTS

LAND LEVELER

Land levelers are an ideal tool for maintaining gravel roads and leveling or dressing up unevenly graded or tilled property. They are available in sizes of 5', 6" and 7'. These units offer replaceable skid shoes and a clevis type hitch built for tractors up to 70 HP.

SPECIFICATIONS			
Working Width	60"	72"	84"
Weight	515	565	620
Hitch	Cat 1	Cat 1	Cat 1
Overall Width	60½	72½	84½
Overall Length	65"	65"	65"
Side Panel Height	14"	14"	14"
Side Panel Length	59½	59½	59½
Side Panel Thickness	3/16"	3/16"	3/16"
Front Beam	3"x4", 3/16" wall		
Rear Beam	2"x2", 3/16" wall		
Skid Shoes	1/4"x2, replaceable		
Cutting Edges	2 each, 3/8"x6" high carbon, heat treated, reversible & replaceable		
Quick Hitch Compatible	Yes	Yes	Yes
HP Rating	25-40	30-55	35-70



FARM IMPLEMENTS

There are 2 weight classes of box blades. Both are ruggedly constructed and are ideal for ripping, grading, leveling, backfilling and general barn lot maintenance.

HEAVY DUTY BOX SCRAPER

- Extra Heavy A-Frame Arms with Clevis Type Hitch
- Adjustable Ripper Shank
- Replaceable Rips on Shanks
- Dual Reversible Cutting Edges
- 16"x 24" End Plates - 1/2" thick to last!
- Designed for Maximum Material Volume
- Sizes 5', 6', 7', 8'
- Accepts CAT I Quick Hitch



STANDARD BOX SCRAPER

- Adjustable Ripper Shank
- Replaceable Rips on Shanks
- Dual Reversible Cutting Edges
- 16"x 24" End Plates
- Designed for Maximum Material Volume
- Sizes 4', 5', 6', 7', 8'
- Accepts CAT I Quick Hitch

The standard duty is available in working widths of 4'-8'; the heavy duty range is from 5'-8'. The HD series offers a clevis type hitch and thicker end plates for the tougher jobs. Tractor compatibility range is from 17HP - 60HP.



FARM IMPLEMENTS



SLIDER BLADE



30 HP SD BLADE



50 HP MD BLADE

There are 6 series of rear blades in this product line ranging from a 4' economy blade to an 8' heavy duty blade. All blades are designed with 5 positions of angle, both forward and reverse. The economy series are light duty blades designed primarily for homeowner use. The slider, standard, medium, offset & heavy duty blades offer the capability to tilt for ditching. Tractor compatibility ranges from 20-70 HP, All series, except the heavy duty, are equipped with CAT I hitches. The HD is a combination CAT I & CAT II hitch. These blades are ideal for driveway maintenance, snow removal and a multitude of other landscaping applications.



**50 HP
OFFSET
BLADE**




**50 HP MD
BLADE**

FARM IMPLEMENTS

CORE PLUG AERATORS


Core pluggers and aerators are both essential tools in maintaining a healthy, pristine lawn. These units are designed to penetrate the soil surface, allowing air, water and minerals to penetrate and revitalize the turf grasses. The core plug aerators are available in working widths of 36" - 84"; the standard aerators are from 48"-96". Both products are available in 3-point or pull type configurations and have a 12" drum, which can be filled for additional weight to increase penetration.

MODEL	SIZE	TYPE	EMPTY WT	FILLED WT
Plugger	48"	PULL	284	494
Plugger	60"	PULL	341	604
Plugger	72"	PULL	398	714
Plugger	84"	PULL	450	800
Plugger	48"	LIFT	365	575
Plugger	60"	LIFT	427	690
Plugger	72"	LIFT	488	804
Plugger	84"	LIFT	549	899



▲
PULL TYPE AERATOR

3-PT HITCH AERATOR



FARM IMPLEMENTS



3-PT. SOIL COMPACTOR

PULL TYPE VERSION AVAILABLE


KODIAK Soil Compactors are made with heavy steel pipe to ensure consistent soil compaction and smoothness. A 1" plug allows the compactors to be filled for additional weight. Wheel packages are available for pull type compactors for easier handling. Available with 12" diameter drums.

MODEL	SIZE	TYPE	EMPTY WT	FILLED WT
Compactor	48"	PULL	221	431
Compactor	60"	PULL	264	527
Compactor	72"	PULL	307	623
Compactor	84"	PULL	350	700
Compactor	48"	LIFT	302	512
Compactor	60"	LIFT	349	612
Compactor	72"	LIFT	394	710



POTATO PLOW

This potato plow is a versatile tool that has more than just digging spuds. When set at the proper depth, this implement can also be used for laying off rows in a vegetable garden or doing light ditch work to improve drainage. This unit is compatible with tractors up to 40 HP.



PULL TYPE AERATOR

3-PT. HITCH VERSION AVAILABLE

Soil compactors are designed to compact fluffy soil and create a firm seedbed. This will also improve wind and water erosion, especially in freshly tilled soil. The compactors are available in both 3-point and pull type configurations, ranging in widths of 36"-84". The 12" drum can be filled for additional packing weight.

*** ALSO AVAILABLE AS A SOIL COMPACTOR

MODEL	SIZE	TYPE	EMPTY WT	FILLED WT
Aerator	48"	PULL	243	453
Aerator	60"	PULL	282	545
Aerator	72"	PULL	338	654
Aerator	84"	PULL	362	712
Aerator	48"	LIFT	293	503
Aerator	60"	LIFT	336	599
Aerator	72"	LIFT	380	696
Aerator	84"	LIFT	425	775
Aerator	96"	LIFT	510	900



1800 LB. CAPACITY

HD BOOM POLE

The heavy duty boom pole, when hitched to a CAT I tractor can create a handy lifting device. The rugged, tubular designed frame allows this unit to be capable of handling up to 1,800#. The boom pole is ideal for lifting objects, such as engine blocks, logs, posts or other hard to handle items. It is compatible with tractors up to 60 HP.

FARM IMPLEMENTS



REAR SPEAR

- 2" Adjustable Spear
- Penetrator Pencil Spear Available

The 3 point rear spear is designed for use with a CAT I tractor and has a bale capacity up to 2,000#. This unit is equipped with a replaceable forged pencil spear designed for a smooth bale entry and release.



FRONT SPEAR

- Heavy Wall Tube Construction
- 2" Adjustable Spear
- Universal Mounting Brackets
(Will Fit Most Frontend Loaders)
- Fits 3-Pt. Hitch
- Penetrator Pencil Spear Available



PALLET FORK

- 2500 lb. Capacity
- Adjustable, Reinforced Channel Tines
- Universal Hookup Will Fit Most Tractors
- Fits Most Tractor Loaders and 3-Pt. Hitch
- Standard Head Guard

BALE FORK




The 3 point bale fork is designed for moving round bales by lifting them from the bottom, rather than piercing the bale. This unit is designed for tractors up to 70 HP and has a lifting capacity of up to 1,888#. It is ideal for handling squatted, odd shaped or damaged bales.

FARM IMPLEMENTS

HEAVY DUTY LANDSCAPE RAKE

Soil Preparation at its best!

- 5/16" x 1" Tempered Tines
- Heavy Duty 3/8" x 5" x 3" Main Frame
- 4 Front & 4 Rear Angle Positions
- Optional Guage Wheels for Depth Control
- Accepts CAT 1 Quick Hitch
- Sizes 4', 5', 6', 7', 8'



There are 2 series of landscape rakes available; the standard and the heavy duty series. Both series are offered in working widths of 4', 5', 6', 7' & 8'. The standard rake is designed primarily for homeowner use, such as spreading gravel, gathering up roots or other debris. The heavy duty rake is perfect for a landscaping contractor or heavy jobs around the home or farm.

STANDARD DUTY RAKE

- 5/16" x 1" Tempered Tines
- 5/16" X 4" x 4" Main Frame
- Slider Blade-Type A-Frame
- Optional Guage Wheels for Depth Control
- Sizes 4', 5', 6', 7', 8'



FARM IMPLEMENTS

CAT II QUICK HITCH



CAT I QUICK HITCH



Quick hitch attachments are available for both CAT I & CAT II tractors. These hitches enable the operator to hook up 3 point implements (excluding the PTO), without leaving the tractor seat. These attachments are an efficient time saver when the application calls for the use of multiple implements.

TRAILER MOVER

Trailer movers are designed to allow a quick and easy way to move trailers with a CAT I tractor. Regardless if it's a large gooseneck or a smaller tag a long trailer, this unit can handle the task. There is also a combination trailer mover/rear bale spear model available. This model is ideal for towing hay trailers and hitching/unhitching multiple times to feed livestock.

TRAILER MOVER - BALE SPEAR COMBO

Shipped without Ball



FARM IMPLEMENTS



Specifications		
	FSP-480-3PT	FSP-1020-3PT
Capacity (gal)	44	102
Height (in)	36	44.5
Weight (lb)	119	139
Spreading Width (ft)	20-46	20-46
Pto	1 3/8"	1 3/8"
Gearbox	1 to 1	1 to 1
Polly Hopper	Standard	Standard
Agitator	Standard	Standard

SPREADER - 3 POINT HITCH

Poly spreaders/seeder are designed to evenly distribute fertilizer, grass seed & small grain seed. The poly cone will improve the life of the unit by eliminating hopper corrosion. There are 2 sizes of spreaders available; the 480 & 1020. The 480 has a capacity of 440# and is offered in a 3-point or pull type configuration. The 1020 has a capacity of 990# and is available in a 3-point hitch only. Both 3-point models are compatible with CAT I tractors. The pull type model has a 1 7/8" ball hitch and can be towed with a tractor, ATV or UTV.



Specifications	
Model	FSP-480-3PL
Approximate Ship Weight	185LBS
Hopper Type	Poly
Hopper Capacity	480LBS
Spreader Drive	Ground Driven
Gearbox Disengage	Pin
Spreader Pattern	Rear, Left, Right
Spreader Rate Adjustment	Lever Type
Hitch Ball Diameter	1 7/8"
Hitch	Adjustable Tongue
Wheels	(2) Pneumatic 16"x6 1/2" turf
Frame	Tubular Steel

COSMO SEEDER - PULL TYPE



KODIAK
BY PALADIN

PALADIN ATTACHMENTS

2800 Zeeb Rd.
Dexter, MI 48169 USA
423. 336. 2390